




Name of the Company: VICTOR COMMERCIAL COMPANY LIMITED			
Scrip Code, Name of Scrip, Class of Security: 10032053, Equity shares			
Quarter ended 31.03.2015			
Partly paid-up shares:-			
	No. of partly paid-up shares	As a % of total no. of partly paid-up Shares	As a % of total no. of shares of the company
Held by promoter/promoter group	NIL		
Held by public	NIL	NIL	NIL
Total - D	NIL	NIL	NIL
Outstanding convertible securities:-	No. of outstanding securities	As a % of total no. of outstanding convertible securities	As a % of total no. of shares of the company, assuming full conversion of the convertible securities
Held by promoter/promoter group			
Held by public	NIL	NIL	NIL
Total - E	NIL	NIL	NIL
Warrants:-	No. of warrants	As a % of total no. of warrants	As a % of total no. of shares of the company, assuming full conversion of Warrants
Held by promoter/promoter group			
Held by public	NIL	NIL	NIL
Total - F	NIL	NIL	NIL
Total paid-up capital of the company, assuming full conversion of warrants and convertible securities GRAND TOTAL (A+B+C) +(D+E+F)	345000	0	100



Statement Showing Shareholding Pattern									
Name of the Company :		VICTOR COMMERCIAL COMPANY LIMITED							
Scrip Code :		10032053		Quarter Ended :		30.09.2014			
Category code	Category of Shareholder	Number of Shareholders	Total number of shares	Number of shares held in dematerialized form	Total shareholding as a percentage of total		Shares Pledged or otherwise encumbered	Number of shares	As a percentage of (A+B+C)
					As a percentage of (A+B) ¹	As a percentage of (A+B+C)			
(A)	Shareholding of Promoter and Promoter Group ²								
1	Indian								
(a)	Individuals/ Hindu Undivided Family	2	51500	NIL		14.93		14.93	NIL
(b)	Central Government/ State Government(s)								NIL
(c)	Bodies Corporate	NIL	NIL	NIL					NIL
(d)	Financial Institutions/ Banks	NIL	NIL	NIL					NIL
(e)	Any Others(Specify)	NIL	NIL	NIL					NIL
(e-i)		NIL	NIL	NIL					NIL
(e-ii)									NIL
	Sub Total(A)(I)	2	51500	NIL		14.93		14.93	NIL
2	Foreign								
a	Individuals (Non-Residents Individuals/ Foreign Individuals)	NIL	NIL	NIL					NIL



	Bodies Corporate	NIL	NIL	NIL	NIL	NIL	NIL	NIL	NIL	NIL	NIL	NIL	NIL
c	Institutions	NIL	NIL	NIL	NIL	NIL	NIL	NIL	NIL	NIL	NIL	NIL	NIL
d	Any Others(Specify)	NIL	NIL	NIL	NIL	NIL	NIL	NIL	NIL	NIL	NIL	NIL	NIL
d-i													
d-ii													
	Sub Total(A)(2)	NIL	NIL	NIL	NIL	NIL	NIL	NIL	NIL	NIL	NIL	NIL	NIL
	Total Shareholding of Promoter and Promoter Group (A)= (A)(1)+(A)(2)	2	51500	NIL	NIL	14.93	14.93	14.93	NIL	NIL	NIL	NIL	NIL
(B)	Public shareholding												
I	Institutions												
(a)	Mutual Funds/ UTI	NIL	NIL	NIL	NIL	NIL	NIL	NIL	NIL	NIL	NIL	NIL	NIL
(b)	Financial Institutions/ Banks	NIL	NIL	NIL	NIL	NIL	NIL	NIL	NIL	NIL	NIL	NIL	NIL
(c)	Central Government/ State Government(s)	NIL	NIL	NIL	NIL	NIL	NIL	NIL	NIL	NIL	NIL	NIL	NIL
(d)	Venture Capital Funds	NIL	NIL	NIL	NIL	NIL	NIL	NIL	NIL	NIL	NIL	NIL	NIL
(e)	Insurance Companies	NIL	NIL	NIL	NIL	NIL	NIL	NIL	NIL	NIL	NIL	NIL	NIL
(f)	Foreign Institutional Investors	NIL	NIL	NIL	NIL	NIL	NIL	NIL	NIL	NIL	NIL	NIL	NIL
(g)	Foreign Venture Capital Investors	NIL	NIL	NIL	NIL	NIL	NIL	NIL	NIL	NIL	NIL	NIL	NIL
(h)	Any Other (specify)	NIL	NIL	NIL	NIL	NIL	NIL	NIL	NIL	NIL	NIL	NIL	NIL
(h-i)													
(h-ii)													
	Sub-Total (B)(1)	NIL	NIL	NIL	NIL	NIL	NIL	NIL	NIL	NIL	NIL	NIL	NIL
B 2	Non-institutions												



	Bodies Corporate	10	115000	NIL	33.33	33.33
	Individuals					
	Individuals -i. Individual shareholders holding nominal share capital up to Rs 1 lakh	105	89000	NIL	25.80	25.80
I	ii. Individual shareholders holding nominal share capital in excess of Rs. 1 lakh	6	89500	NIL	25.94	25.94
(c)	Any Other (specify)					
(c-i)						
(c-ii)						
	Sub-Total (B)(2)	121	293500	NIL	85.07	85.07
(B)	Total Public Shareholding (B)= (B)(1)+(B)(2)	121	293500	NIL	85.07	85.07
	TOTAL (A)+(B)	123	345000	NIL	100	100
(C)	Shares held by Custodians and against which Depository Receipts have been issued	NIL	NIL	NIL	NIL	NIL
	GRAND TOTAL (A)+(B)+(C)	123	345000	NIL	100	100

No Notes

2

3

4

5

6

7

8


9

N I L




(1)(b) Statement showing Shareholding of persons belonging to the category
"Promoter and Promoter Group"

Sr. No.	Name of the shareholder	Total shares held		Shares pledged or otherwise encumbered		
		Number of shares	As a % of grand total (A)+(B)+(C)	Number	As a percentage	As a % of grand total (A)+(B)+(C) of sub-clause (1)(a)
1	SUMITRA DEVI,ALMAL	14000	4.06	NIL	NIL	NIL
2	SHRUTI SARAOGI	37500	10.87	NIL	NIL	NIL
3						
4						
5						
6						
7						
8						
9						
10						
11						
TOTAL		51500	14.93	NIL	NIL	NIL




(c) Statement showing Shareholding of persons belonging to the category "Public" and holding more than 1% of the total number of shares

Sr. No.	Name of the shareholder	Number of shares	Shares as a percentage of total number of shares (i.e., Grand Total (A)+(B)+(C) indicated in Statement at para (D)(a) above}
1	ANUPAMA SUREKA	15000	4.35
2	LIBERAL SPINNERS LTD	15000	4.35
3	KISHAN MOHAN SHARMA	15000	4.35
4	DHARMENDRA KUMAR GUPTA	11000	3.19
5	NIRMALA SHARMA	8000	2.32
6	PANDIT NIRANJANLAL	7000	2.03
7	BISWAJIT GHOSH	11500	3.33
8	JAMUNA PRASAD	3500	1.01
9	SOMNATH BANERJEE	6000	1.74
10	RICHA AGARWAL	11500	3.33
11	INDRAMANI RANIWALA	25500	7.39
12	LARK TRADING & FINANCE LTD	29000	8.41
13	SIMUR PROMOTORS PVT LTD	10000	2.90
14	RAMA DEVI GUPTA	7000	2.03
15	SHANTANU PRASAD GUPTA	8000	2.32
16	PUSHKAR TRADING & HOLDINGS PVT LTD	6000	1.74
17	ASPOLIGHT COMMOTRADE PVT LTD	15000	4.35
18	B S COMMERCIAL PVT LTD	6000	1.74
19	KUMBH COMMERCIAL PVT LTD	8000	2.32
20	DRAKE COMMERCIAL PVT LTD	6000	1.74
21	GOLD MOUHAR VYAPAAR PVT LTD	13000	3.77
22	KAVERY TRADING & HOLDING PVT LTD	7000	2.03
-23	SUNIL KUMAR GUPTA	8000	2.32
	TOTAL	252000	73.04




(D)(d) Statement showing details of locked-in shares

Sr. No.	Name of the shareholder	Number of locked-in shares	Locked-in shares as a percentage of total number of shares {i.e., Grand Total (A)+(B)+(C) indicated in Statement at para (D)(a) above}
1			
2			
3			
4			
5		NIL	
6			
7			
8			
9			
TOTAL			




(11)(a) Statement showing details of Depository Receipts (DRs)

Sr. No.	Type of outstanding DR (ADRs, GDRs, SDRs, etc.)	Number of outstanding DRs	Number of shares underlying outstanding DRs	Shares underlying outstanding DRs as a percentage of total number of shares {i.e., Grand Total (A)+(B)+(C) indicated in Statement at para (1)(a) above}
1				
2				
3				
4			NIL	
5				
6				
7				
8				
9				
TOTAL				



(II)(b) Statement showing Holding of Depository Receipts (DRs), where underlying shares are in excess of 1% of the total number of shares

Sr. No.	Name of the DR Holder	Type of outstanding DR (ADRs, GDRs, SDRs, etc.)	Number of shares underlying outstanding DRs	Shares underlying outstanding DRs as a percentage of total number of shares {i.e., Grand Total (A)+(B)+(C) indicated in Statement at para (I)(a) above}
1				
2				
3				
4				
5		NIL		
6				
7				
8				
9				
TOTAL				



(II)(b) Statement showing Holding of Depository Receipts (DRs), where underlying shares are in excess of 1% of the total number of shares

Sr. No.	Name of the DR Holder	Type of outstanding DR (ADRs, GDRs, SDRs, etc.)	Number of shares underlying outstanding DRs	Shares underlying outstanding DRs as a percentage of total number of shares {i.e., Grand Total (A)+(B)+(C) indicated in Statement at para (I)(a) above}
1				
2				
3				
4				
5		NIL		
6				
7				
8				
9				
TOTAL				

